

**THE ATAR AND**

**APPLYING**

**THROUGH UAC**

2018

**UAC**

**UNIVERSITIES  
ADMISSIONS  
CENTRE.**



# WHAT IS UAC?

- UAC processes applications for:
  - University Entry
  - College Entry
  - Schools Recommendation Scheme (SRS)
  - Educational Access Schemes (EAS)
  - Equity Scholarships (ES)
- Calculates the ATAR for NSW HSC students.

# ALL ABOUT THE ATAR

# HSC vs ATAR

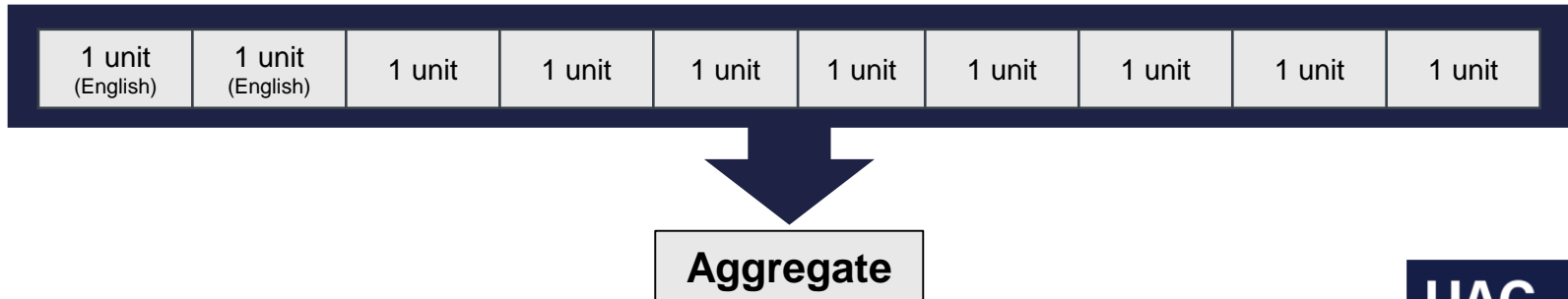
- Performance vs Position.
- HSC marks are about a student's performance against the standards.
- ATAR is about a student's position against all other students in NSW.
- Good performance does not guarantee a high position.
- The only thing a student can control is their performance.

# WHAT IS THE ATAR?

- The **Australian Tertiary Admission Rank (ATAR)** is...
  - A numerical measure of a student's overall academic achievement in the HSC in relation to that of other students.
  - It's about **POSITION**.
  - A number between 0.00 and 99.95 (only ATARs above 30.00 are reported).
  - Intended for use by universities to rank and select school leavers for admission to university.

# ATAR CALCULATION

- The ATAR is based on an aggregate of scaled marks in 10 units of ATAR courses comprising of the following:
  - The best 2 units of English
  - The best 8 of the remaining units  
(can include up to 2 units of Category B courses)



# ATAR – WHY SCALING?

**The first step in calculating the ATAR is scaling.**

**Why do we scale?**

- So that no student is neither advantaged or disadvantaged because of their subject choice.
- To compare fairly all the different courses and combinations of courses.

**Remember, a student's position in a course depends on:**

- How well the student does in that course, and
- The strength of the competition in that course.

# SCALING

- The **scaled mean** of a course tells us about the **strength** of the competition.
- Courses with a high scaled mean tells us that the ability of the students in the course is very high.
- Courses with a lower scaled mean tells us that the ability of the students in the course varies from very high to low.
- The mean of the course does not tell you that you can't get a high ATAR with that course.
- It doesn't matter what courses you study, you just have to do well!

**Remember the ATAR is about POSITION!**



# 2017 HSC

These tables show data for selected Category A and B courses from the 2017 HSC.

Category A Subject	Median Band	HSC Mean	Scaled Mean	Max. ATAR
Aboriginal Studies	3	68.8	25.6	98.15
Visual Arts	5	80.2	43.8	99.90
Japanese Beginners	4	74	46.8	99.70
Physics	4	73.8	61	99.95

Category B Subject	Median Band	HSC Mean	Scaled Mean	Max. ATAR
Financial Services	4	73	51	97.60
Hospitality	4	73	38.2	98.55


# MEET FRED AND LAURA

Course	Fred		Laura	
	HSC mark	Percentile	HSC mark	Percentile
Biology	70	34	80	64
Business Studies	70	37	80	66
English Advanced	70	10	80	41
Mathematics	70	26	80	49
Modern History	70	31	80	64
Visual Arts	70	12	80	50
<b>ATAR</b>	<b>56.05</b>		<b>76.50</b>	

**Q: How do I get a high ATAR?**

**A: Forget about it!**

**Work hard and get the best marks you can in the subjects you have chosen.**

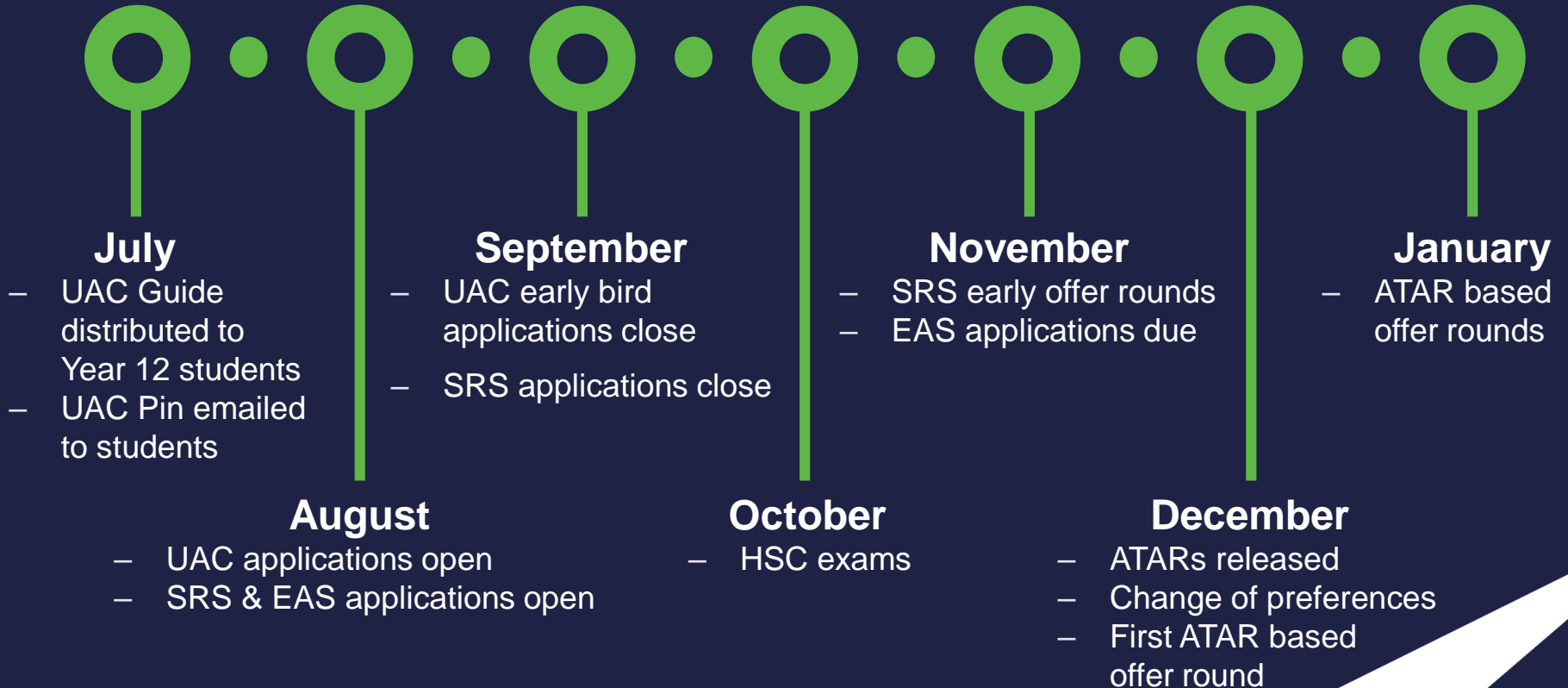


# APPLYING THROUGH UAC

# APPLYING TO UNI

1. Prepare
2. Apply
3. Manage
4. Accept

# TIMELINE OF EVENTS



# STEP 1: PREPARE



**Visit** Career Expos and uni Open Days



**Investigate** all course possibilities



**Check** for additional selection criteria



**Read** all university information and the UAC guide for detailed course descriptions



**Talk** to universities, Career Advisers and UAC staff for details on courses and applying



**Research** using UAC's 'Course Search' at [uac.edu.au](http://uac.edu.au) or the MYUAC App

# STEP 2: APPLY

Applications open on in August.

1. **Apply** online using your UAC pin and student number.
2. **List** up to 5 courses in your order of preference.
3. **Pay** processing charge.
4. **Print** confirmation and tax receipt.
5. **Additional** applications (EAS/ES/SRS).



**Educational Access Schemes**

**Schools Recommendation Schemes**

**Equity Scholarships**



# EDUCATIONAL ACCESS SCHEME (EAS)

**Special consideration for students who have suffered some form of disadvantage which affected their schooling through Years 11 and/or 12.**

- Disadvantage lasting 6 months or longer and beyond a student's control.
- 6 broad categories, 25 different disadvantage codes.
- Apply online by 30 Nov to receive eligibility notice before ATAR release.
- Additional documentation may be required.
- Educational Impact Statement is a statement provided by your school in support of your application
- If successful under EAS you may be eligible for some adjustment factors.

# SCHOOLS RECOMMENDATION SCHEME (SRS)

**One way institutions make early offers using criteria other than, or in addition to, the ATAR.**

- You could be made an offer to uni before ATARs are even released!
- Online application, open August 2018. Note, this is a secondary application to your main UAC application.
- 12 participating institutions (2017).
- Not all courses are offered through SRS.
- Institutions may use your Year 11 results, your school's rating of your aptitudes and abilities and your EAS application (if applicable) when considering your application.
- Conditional and unconditional offers made.

# EQUITY SCHOLARSHIPS

**Designed to assist financially disadvantaged students with the general costs associated with going to uni.**

- Most institutions award to applicants who are receiving Centrelink payments and/or who can demonstrate additional types of disadvantage.
- Online application form via the UAC website. Note, this is a secondary application to a student's main UAC application.
- Supporting documents will be needed and can be uploaded online to your equity application.

## **Other Scholarships**


- Check with individual institutions for information on the scholarships they offer.

# STEP 3: MANAGE

- Understand selection rank
- Research adjustment factors
- Check additional selection criteria
  - UMAT
  - Personal Statement
  - Interview
  - Portfolio
  - Audition
- Change your preferences

# SELECTION RANK

The rank universities use to make offers to students.



## Adjustment Factors

Adjustment Factors **DO NOT** change your ATAR, they change your selection rank for a specific course at a particular institution.

There are four types of Adjustment Factors;

1. Subject adjustments
2. Location adjustments
3. Equity adjustments
4. Elite Athlete and Performer adjustments

# ADJUSTMENT FACTORS & LOWEST SELECTION RANKS

For example: Bachelor of Sandology

6 applicants have applied for the course, with only 3 places open.

1. 89 (ATAR of 89)
2. 88 (ATAR of 83 + 5 adjustment factors)
3. 87 (ATAR of 85 + 2 adjustment factors)

Therefore, the lowest selection rank for that year would be **87**.

- 
4. 86 (ATAR of 86)
  5. 85 (ATAR of 76 + 9 adjustment factors)
  6. 84 (ATAR of 84)

Remember, adjustment factors DO NOT change your ATAR.

# CHANGE OF PREFERENCES

**Once you've received your HSC results and your ATAR, and have an idea of any adjustment factors you may be eligible for, it's time to go back to your preferences to make sure they're still realistic!**

## **Why would I change my preferences?**

- You've done better than you expected and want to change the courses you've applied for.
- You don't meet the lowest selection ranks and you don't want to miss out on an offer.
- You've changed your mind about what you really want to study.
- You've accepted an offer but also want to be considered in future offer rounds.



# CHANGE OF PREFERENCES

- To change your preferences login online or download the MYUAC App.
- If you're going on holidays make sure you take your UAC number and PIN with you! You can check your ATAR and manage your preferences from anywhere in the world – all you need is an internet connection.
- Be sure to monitor change of preference closing dates between each offer round.

# STEP 4: ACCEPT YOUR OFFER

## Accept all offers

- UAC recommends that you accept any offer you receive, as there is no guarantee of another offer.
- Follow the institutions instructions on how to accept and enrol, or defer, your course.
- Remember, accepting an offer does not stop other offers being made in future offer rounds but you need to change your preferences....
- to be considered for a course in the next offer round you must remove any previous offers from your list of preferences.

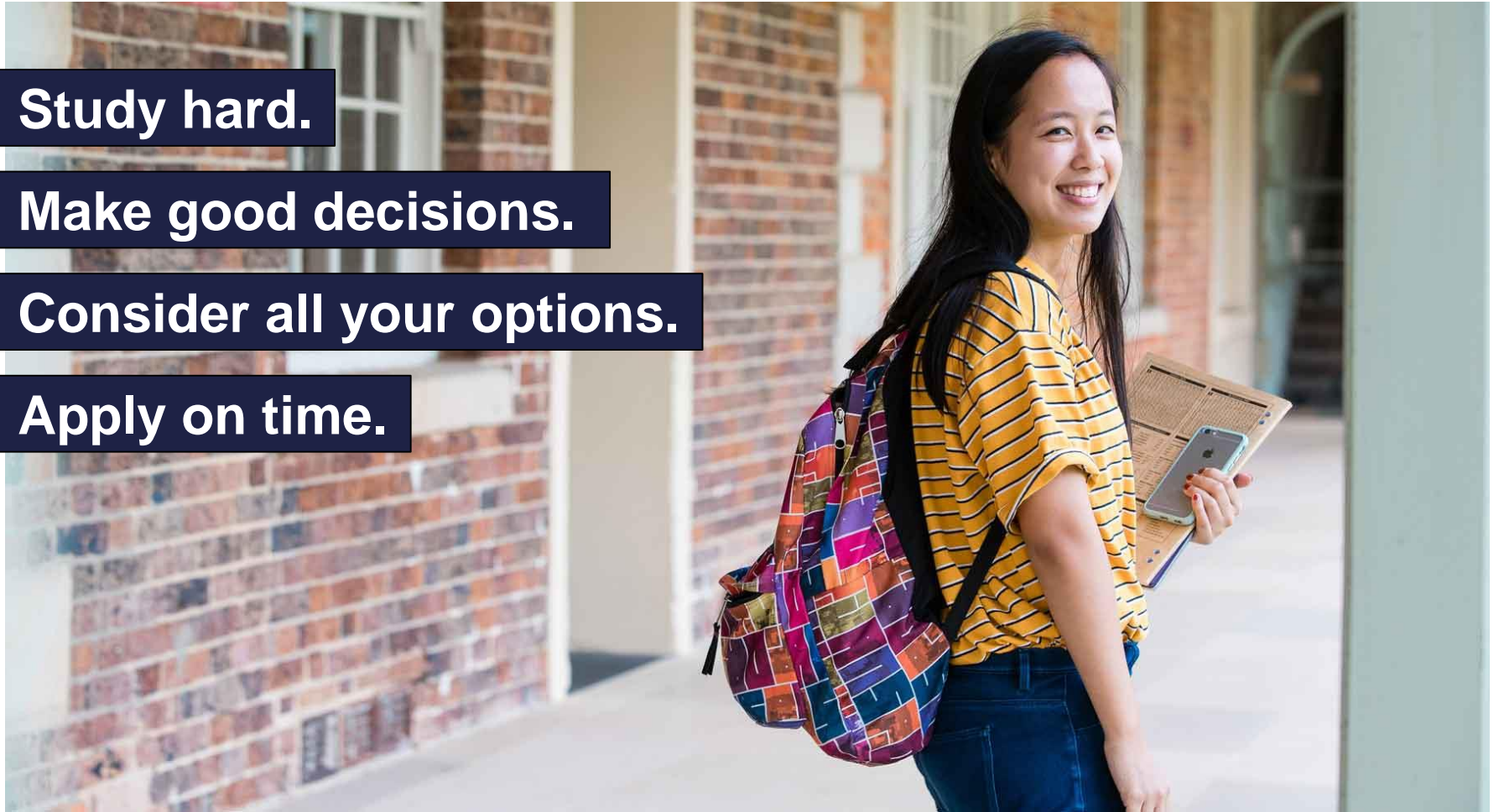


**Study hard.**

**Make good decisions.**

**Consider all your options.**

**Apply on time.**



**THANK YOU FOR YOUR  
ATTENTION.**

